

GCNYC's 'Enough is Enough' Sexual Violence Campus Climate Survey

On or after November 1, 2023, 89 students, staff, and faculty received emails from Jessica Chang-Russell, Director of Operations and Title IX Coordinator, and Rebekah Chow, Director of Institutional Effectiveness and Online Learning, explaining that GCNYC students and employees would be receiving an email with a link to the GCNYC Sexual Violence Campus Climate Survey. The email contained the following message:

Dear GCNYC Students & Employees,

In order to be in compliance with New York State Education Law Article 129-B, GCNYC is required to conduct a Campus Climate Survey every other year. This survey is intended to gather information about the incidence of sexual assault, dating violence, domestic violence and stalking and knowledge of the College's related policies, procedures and resources.

This survey is sent to all students and employees of the College. Completion of this survey is voluntary and all responses will remain anonymous. You may choose to skip any questions or end the survey at any time.

Thank you for your feedback and responses. Your participation helps us make our campus community a safe place to live, work and learn.

Methodology

GCNYC's Sexual Violence Campus Climate Survey was an online, confidential survey that could be taken on smartphones, tablets or desktops. The instrument was designed with SoGo, a web-based survey tool. The survey, which took around 13 minutes to complete, was sent to enrolled students and staff and was open from October 27 through November 22, 2023. We received 10 responses for a response rate of 8.9% percent.

The survey was modeled on the City University of New York (CUNY)'s survey, which was drafted by a design team; members included CUNY administration, faculty and staff with expertise in the study of sexual violence, relevant federal and state law, compliance, survey research and policy analysis. GCNYC staff chose to mimic CUNY's survey design in order to capture the unique experiences of New York City students. Like CUNY students, GCNYC students attend school in the largest urban city in the country and their experiences may differ from students in the surveys that have already been published. None of the GCNYC students live on campus; they commute, primarily by public transportation, to and from school. GCNYC is not an undergraduate institution, and questions regarding fraternities and sororities and intercollegiate athletics are not pertinent to the GCNYC experience. Many GCNYC students are working professionals, and GCNYC's courses are offered exclusively in the evening and weekend hours.

We were also mindful that our campus climate assessment contained questions that captured information on the 11 topic areas required by New York State's Enough Is Enough statute.¹ In addition, GCNYC's survey contained several questions regarding sexual harassment. We expanded the survey section on the prevalence of intimate partner violence (IPV) to include questions about the impact of IPV on academic engagement.

¹ See: Education Law Article 129-B, as added by Chapter 76 of the Laws of 2015, Section 6445.

This report is organized into the following sections:

- I. Campus Climate
- II. Information and Resources
- III. Knowledge of Policies, Procedures and Resources
- IV. Affirmative Consent
- V. Bystander Intervention
- VI. Training
- VII. Prevalence
 - A. Harassment
 - B. Stalking
 - C. Non-consensual Touching
 - D. Non-consensual Penetration
 - E. Intimate Partner Violence

Appendix A: Response Rate

Appendix B: Charts

I. Campus Climate

A high percentage of GCNYC students say that they feel respected and safe on campus. Further, a similarly high percentage say that they trust their college to do the right thing in situations involving sexual misconduct. (See: Appendix B, Chart 1.)

II. Information and Resources

Students were provided with a list of both on-campus and off-campus resources and were asked: “If you experienced sexual violence on campus, where would you go for information and help?” When asked “where would you go for **information**?” survey respondents said they were most likely to go to the GCNYC Student Services webpage or access the GCNYC College Catalog (100 percent). Slightly more than one out of three respondents identified the Title IX coordinator (43 percent) or Director of Counseling (33 percent) as sources of information. When asked “If you experienced sexual violence on campus, where would you go for **help**?” more than four out of five students answered the GCNYC Security Guard (88 percent) and the Director of Counseling (78 percent). Students identified on-campus and off-campus resources about equally in regard to sources for help. (See: Appendix B, Chart 2.)

III. Knowledge of GCNYC’s Sexual Misconduct Policies and Procedures

In response to the question “how knowledgeable are you about where to go on my campus to get help if a friend or I experience sexual violence?” 90 percent of student respondents said that they were very knowledgeable or knowledgeable; 10 percent answered: not knowledgeable at all. (See: Appendix B, Chart 3.)

Three out of five (60 percent) respondents said that they were very knowledgeable or knowledgeable about the formal procedures on their campus for reporting an incident of sexual violence. Ten percent of survey respondents said they were not at all knowledgeable. (See: Appendix B, Chart 3.)

A majority (80 percent) of all students said they were very knowledgeable or knowledgeable with their rights on campus if they experienced an incident of sexual violence. One out of ten students (10 percent) said that they were not at all knowledgeable. In regard to knowledge of rights on campus if accused of committing an act of sexual violence, three out of five students (60 percent) said they were very knowledgeable or knowledgeable; 30 percent said they were not at all knowledgeable. (See: Appendix B, Chart 3.)

Less than one out of four GCNYC students (22 percent) said that they are not at all familiar with the role and responsibilities of a Title IX coordinator; 77 percent of survey respondents said that they were very familiar or familiar. (See: Appendix B, Chart 4.) Four out of five (80 percent) respondents said they knew there was a Title IX coordinator on their campus; 20 percent of the respondents said that they did not know there was a Title IX coordinator on their campus.

When students were asked: “In regard to an incident of sexual violence, how familiar are you with the difference between GCNYC’s procedures and the criminal justice process?” less than one third (30 percent) of all student respondents said that they were not at all familiar. Forty percent of the survey respondents answered familiar or very familiar. (See: Appendix B, Chart 5.)

IV. Affirmative Consent

More than two-thirds (70 percent) of students said that they were very familiar or familiar with GCNYC's policy on affirmative consent. Approximately one tenth of the respondents (10 percent) said that they were not at all familiar with the policy. (See: Appendix B, Chart 6.)

V. Bystander Intervention

GCNYC students consistently expressed a high degree of likelihood to help or intervene in situations involving sexual violence. All respondents (100 percent) said that they were very likely to intervene if they saw a student being groped by another student and the student being groped was trying to get away. One hundred percent of respondents said that they were very likely or likely to provide campus authorities with information that might be helpful in a sexual assault case, even if they were being pressured by others to stay silent. (See: Appendix B, Chart 7.)

VI. Training

Students were asked if, since coming to GCNYC, they had participated in at least one training on sexual violence or sexual harassment. Eighty percent said that they had participated in one or more trainings or information sessions. Of these students, 75 percent said that they had participated in at least one training or information session in the past 12 months.

The students who had participated in the past 12 months were asked about the topics covered in their trainings. Respondents indicated that all five of the following topics were covered equally: affirmative consent, GCNYC's policies on sexual violence/sexual harassment, the role of the Title IX coordinator, how to report an incident of sexual violence or harassment on campus, and available resources to those who experience sexual violence or harassment. Eighty three percent of respondents indicated that bystander intervention and prevention strategies were also topics covered in their training. (See: Appendix B, Charts 8-9).

VII. Prevalence

A. Sexual Harassment

Students were asked about their experiences in the past 12 months with three different kinds of sexual harassment:

- Has anyone made inappropriate sexual comments in writing, verbally or electronically?
- Has anyone made you feel like you were being bribed with some sort of reward or special treatment to engage in sexual behavior or made you feel like you were being threatened with some sort of retaliation for not agreeing to engage in sexual behavior?
- Has anyone viewed or distributed images or recordings of your private sexual activity or nakedness without your consent?

Three respondents to the harassment questions (or thirty percent) reported at least one sexual

harassment incident within the past 12 months. (See: Appendix B, Chart 10.) Of the respondents reporting inappropriate sexual comments in the past 12 months, 1 respondent (50 percent) said that they were a GCNYC student at the time of the incident, and that the person responsible for the inappropriate sexual comments was not affiliated with GCNYC at the time of the incident.

One respondent, or ten percent, reported feeling like they were being bribed with some sort of reward or special treatment to engage in sexual behavior, or feeling like they were being threatened with some sort of retaliation for not agreeing to engage in sexual behavior. (See: Appendix B, Chart 11.) The respondent said that they were a GCNYC student at the time of the incident, and that the person responsible for the inappropriate sexual comments was not affiliated with GCNYC at the time of the incident.

Zero percent of the respondents reported having images or recordings of their private sexual activity or nakedness viewed or distributed without their consent.

B. Stalking

Students were asked about their experiences in the past 12 months with three different kinds of stalking:

- Has anyone sent you unwanted phone calls, emails, voice, texts or instant messages, or posted messages, pictures or videos on social networking sites in a way that made you feel unsafe?
- Has anyone showed up or waited for you in a way that made you feel unsafe?
- Has anyone spied on you, watched or followed you either in person or using technology in a way that made you feel unsafe?

Twenty percent, or 2 respondents, to the stalking questions reported at least one stalking incident in the past 12 months; one respondent reported receiving unwanted phone calls, emails, texts or instant messages, pictures, or videos on social networking sites in a way that made them feel unsafe while another respondent reported having someone show up or wait for them in a way that made them feel unsafe. (See: Appendix B, Charts 12-13.) The first respondent said they were a GCNYC student at the time of the incident and that the person responsible for the stalking was not affiliated with GCNYC at the time of the incident. The second respondent was not a GCNYC student at the time of the incident.

C. Non-consensual Sexual Touching

Students were asked if, in the past 12 months, someone touched them in a sexual way without their consent.

Ten percent, or one respondent to this question reported that they experienced non-consensual sexual touching at least once in the past 12 months. (See: Appendix B, Chart 14.) The respondent who reported experiencing non-consensual sexual touching in the past 12 months was a GCNYC student at the time of the incident; the person responsible for the stalking was not affiliated with GCNYC at the time of the incident.

D. Non-consensual Sexual Penetration

Students were asked if, in the past 12 months, anyone penetrated them sexually without their consent. Ten percent, or one respondent to this question reported non-consensual sexual penetration at least once within the last 12 months. The respondent who reported experiencing non-consensual sexual penetration in the past 12 months was a GCNYC student at the time of the incident; the person responsible for the nonconsensual penetration was not affiliated with GCNYC at the time of the incident. (See: Appendix B, Chart 15.)

E. Intimate Partner Violence (IPV)

Students were asked if, in the past 12 months, they had experienced intimate partner violence:

- Has a former or current romantic or sexual partner made physical threats to harm you or someone you love?
- Has a former or current romantic or sexual partner pushed, shoved, slapped, punched, hit, kicked or physically harmed you in some other way?
- Has a former or current romantic or sexual partner kept track of you by demanding to know where you are and what you are doing?
- Has a former or current romantic or sexual partner withheld money from you or controlled how your money was spent?

Ten percent of respondents reported that they had experienced at least one incident of IPV in the past 12 months.

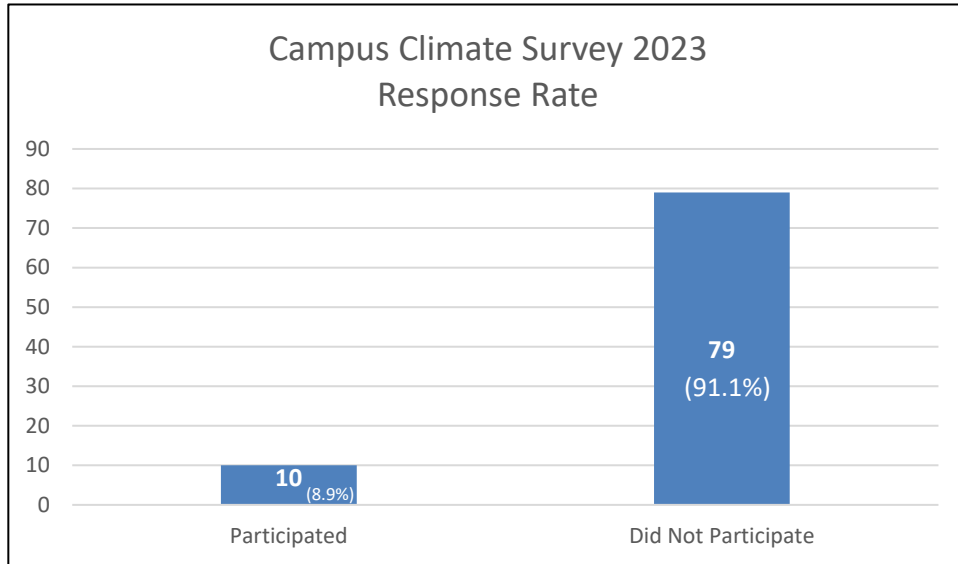
The form of IPV reported was having a former or current romantic or sexual partner who pushed, shoved, slapped, punched, hit, kicked or physically harmed them in some other way (See: Appendix B, Chart 16.) The respondent who reported experiencing IPV was a GCNYC student at the time of the incident and responded affirmatively when asked if the incident of IPV caused them to miss or delay a test or prevent them from handing in an assignment on time. (See: Appendix B, Chart 17.)

Zero percent of the respondents reported that in the past 12 months on at least one occasion, a former or current romantic or sexual partner made physical threats to harm them or someone they love.

Zero percent of survey respondents reported that in the past 12 months on at least one occasion, a former or current romantic or sexual partner kept track of them by demanding to know where they are and what they are doing.

Zero percent of survey respondents reported that in the past 12 months on at least one occasion, a former or current romantic or sexual partner withheld money from them or controlled how their money was spent.

Appendix A



Appendix B

Chart 1:

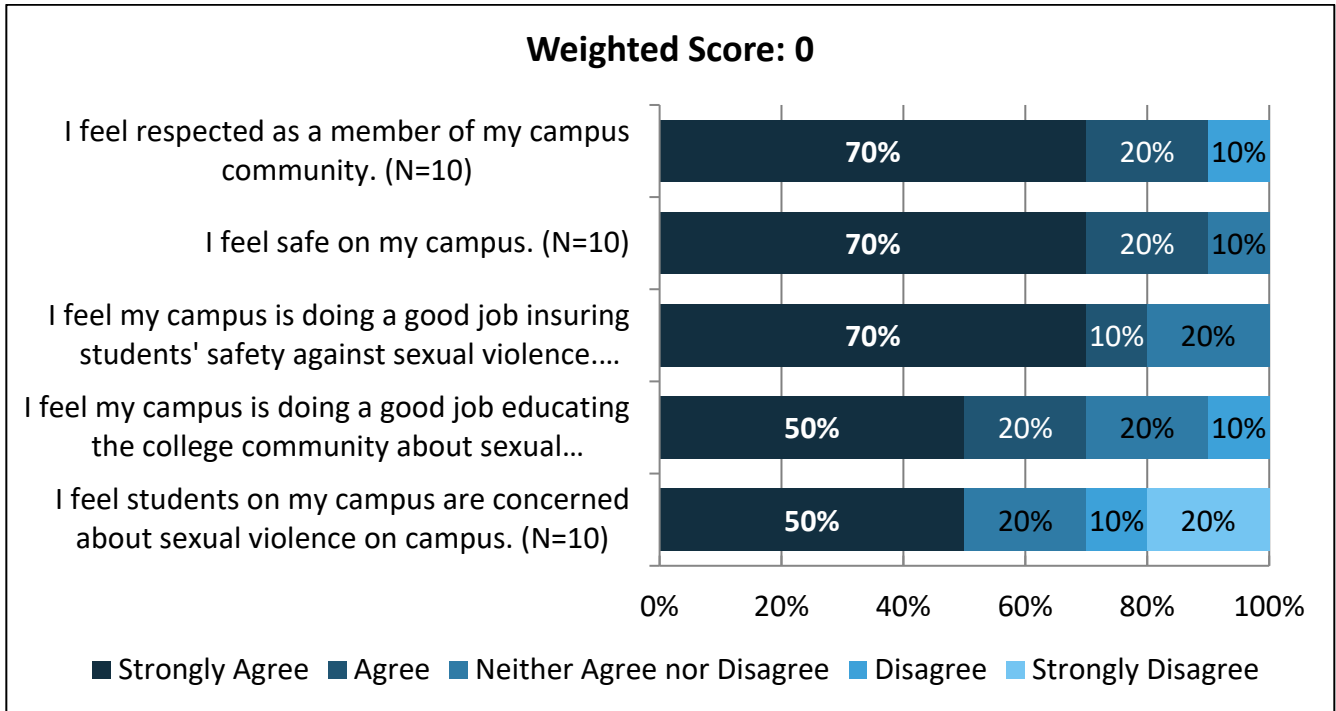


Chart 2:

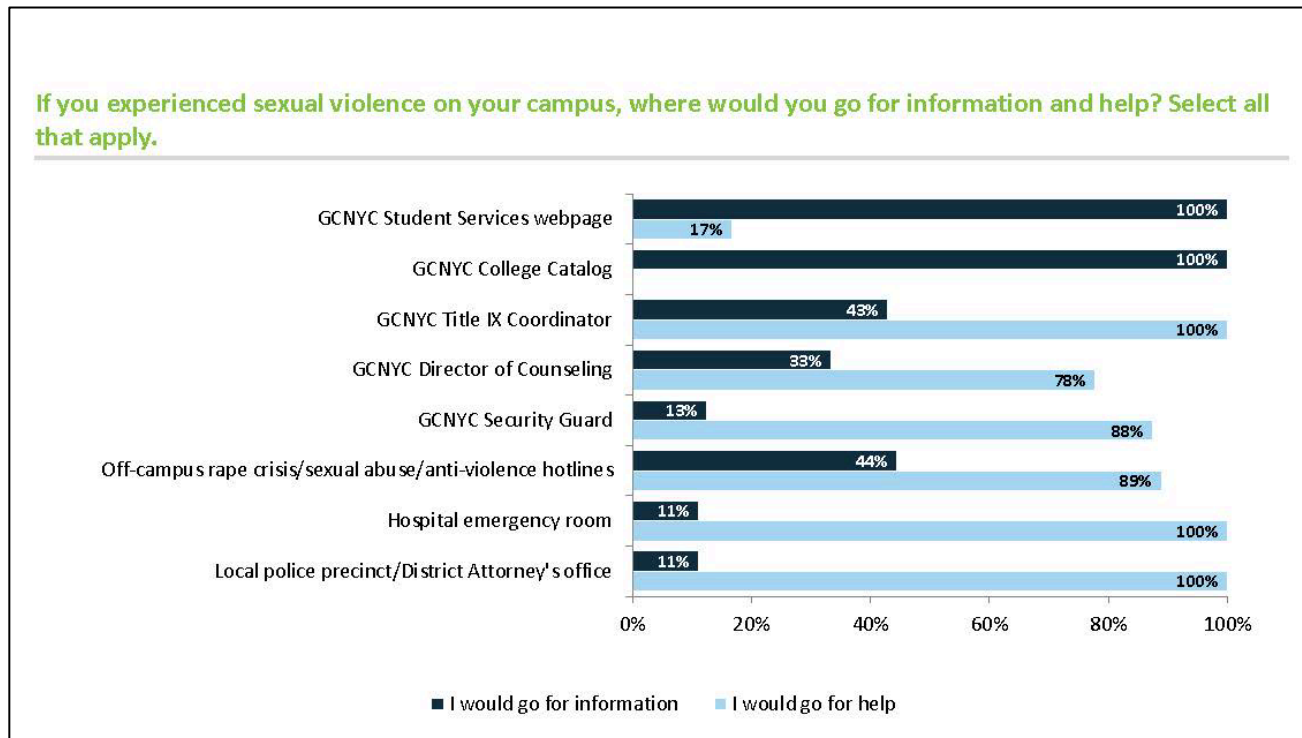


Chart 3:

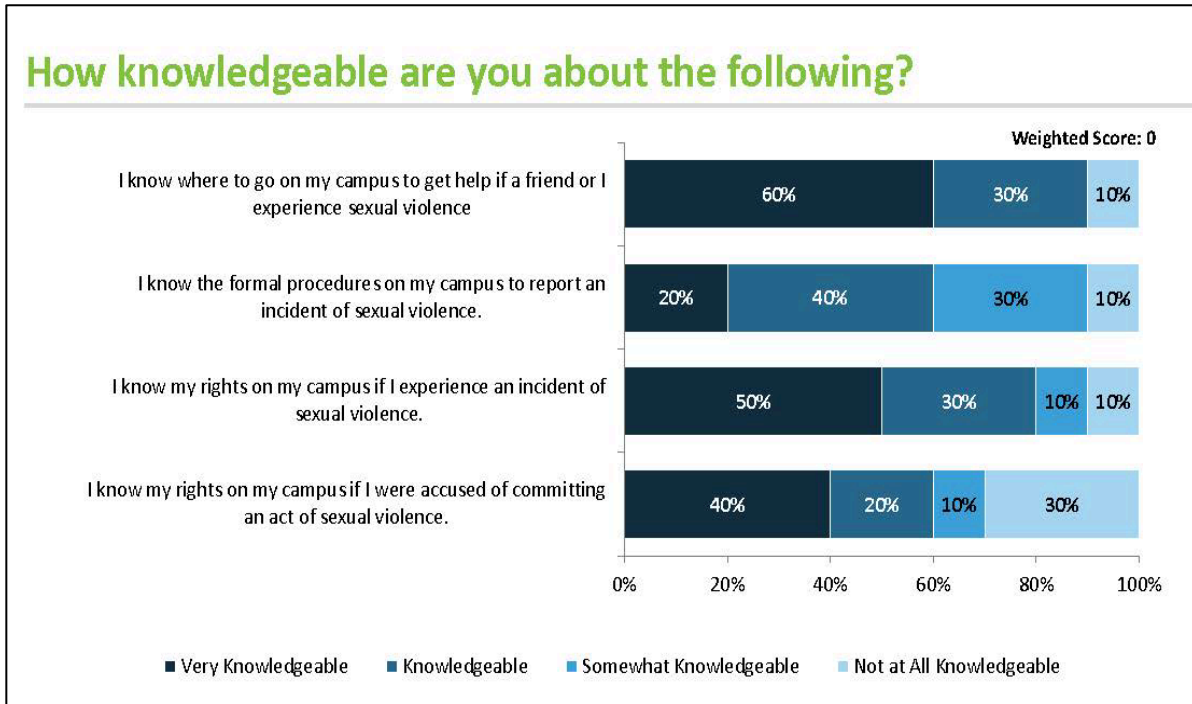


Chart 4:

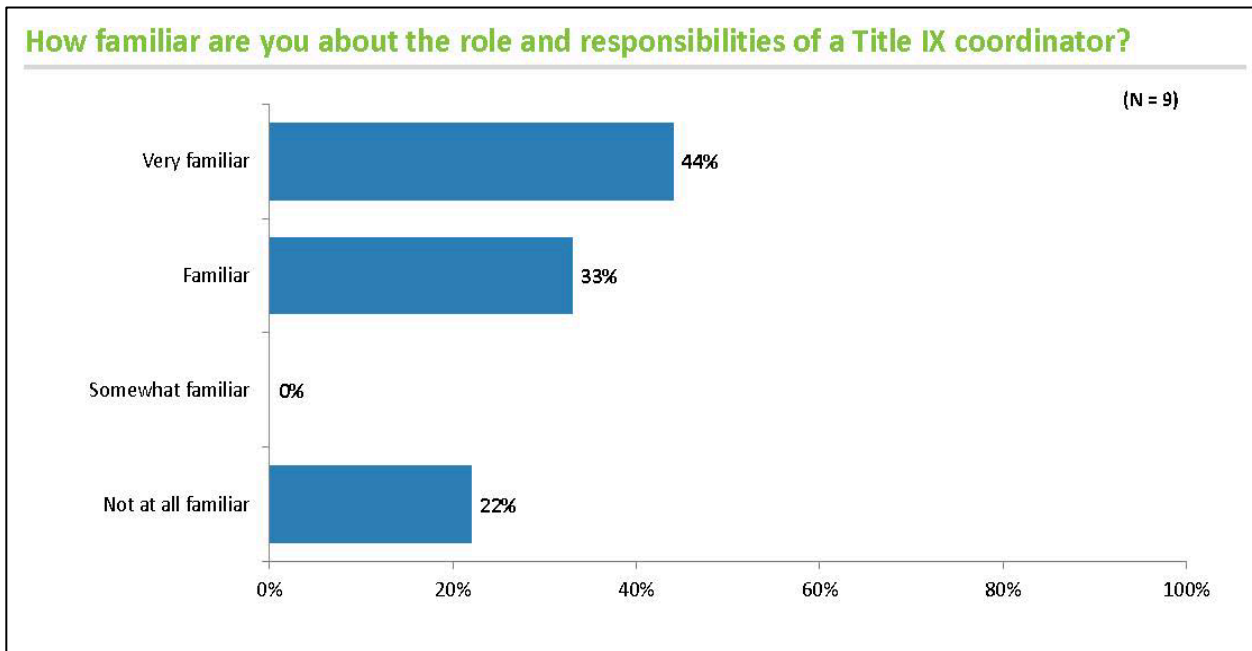


Chart 5:

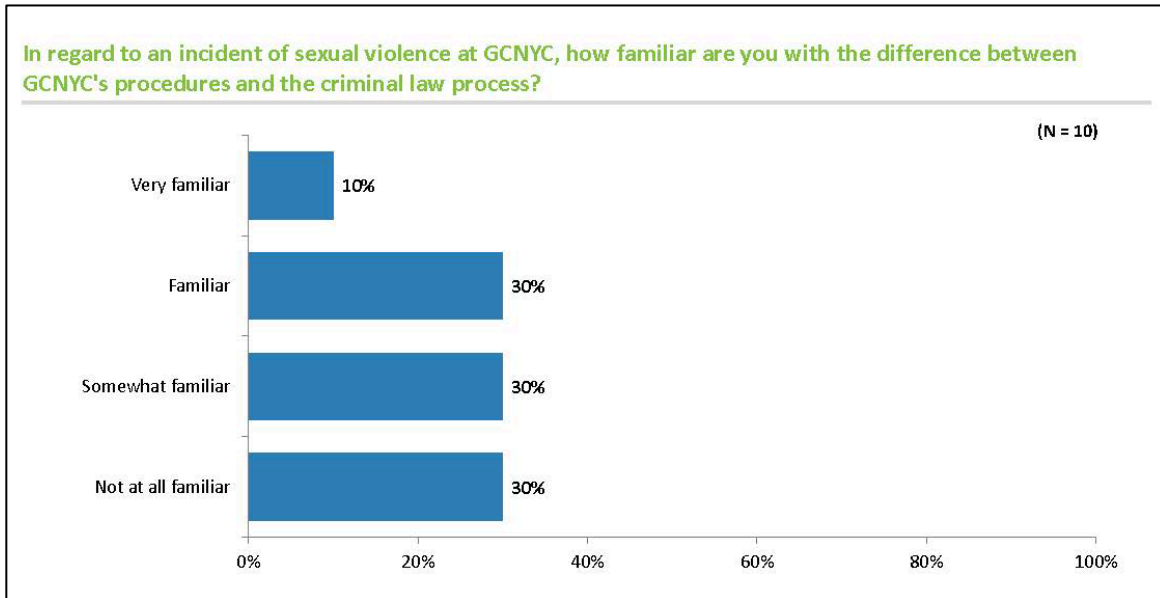


Chart 6:

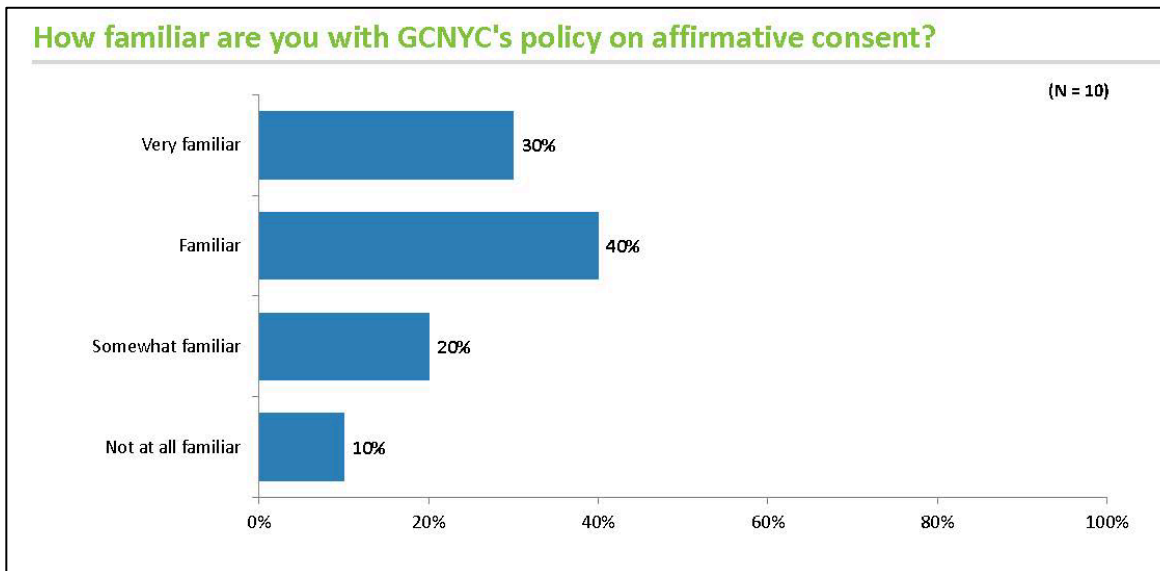


Chart 7:

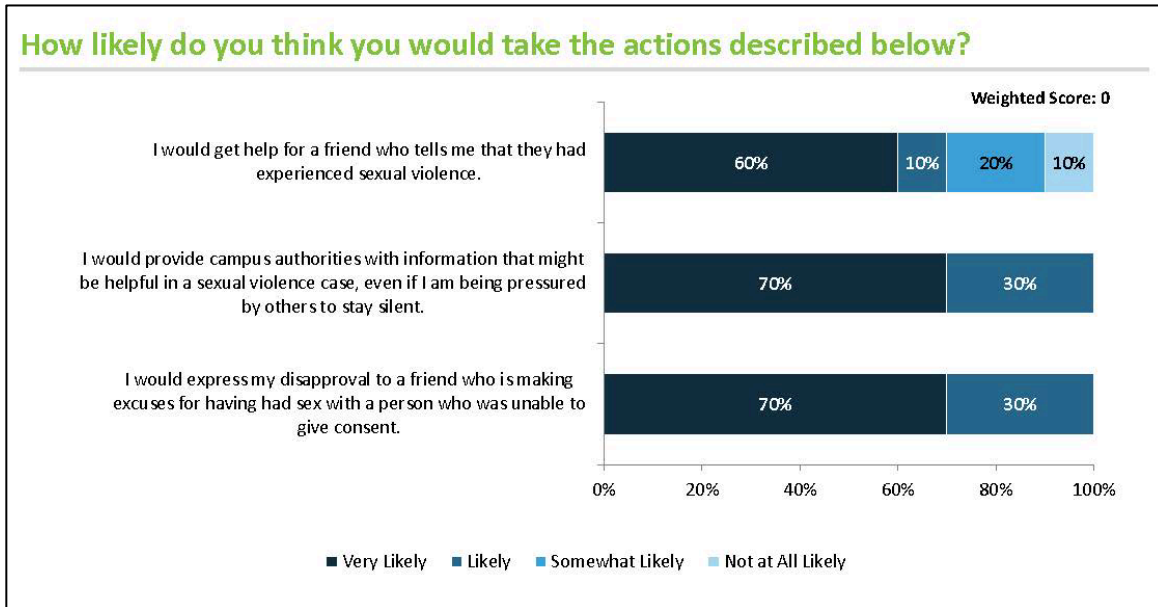


Chart 8:

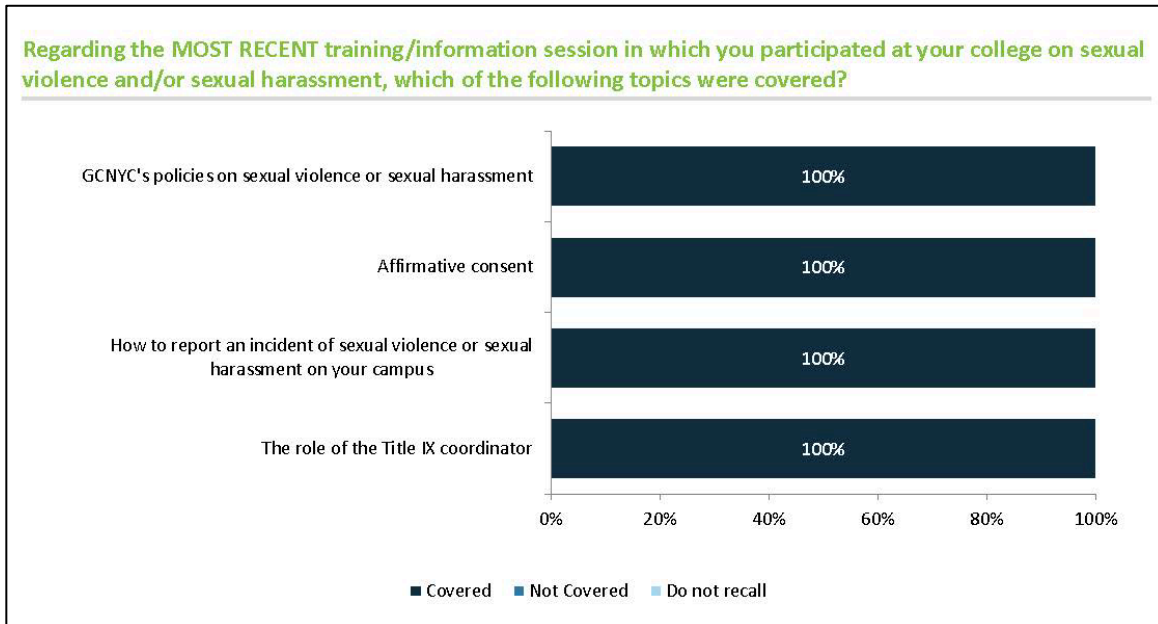


Chart 9:

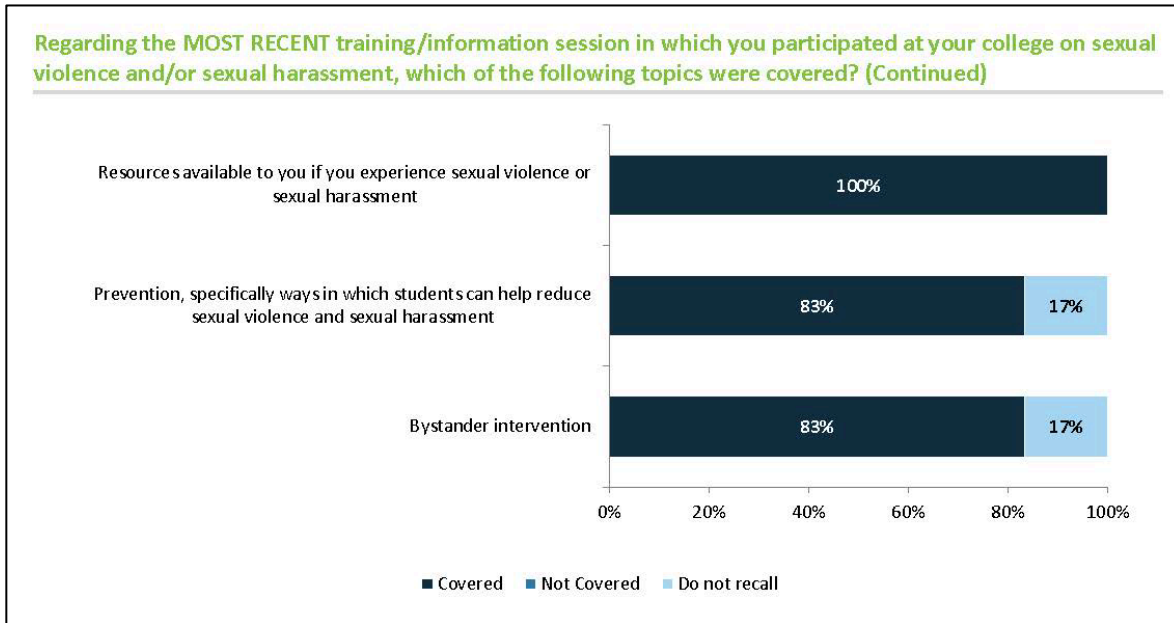


Chart 10:

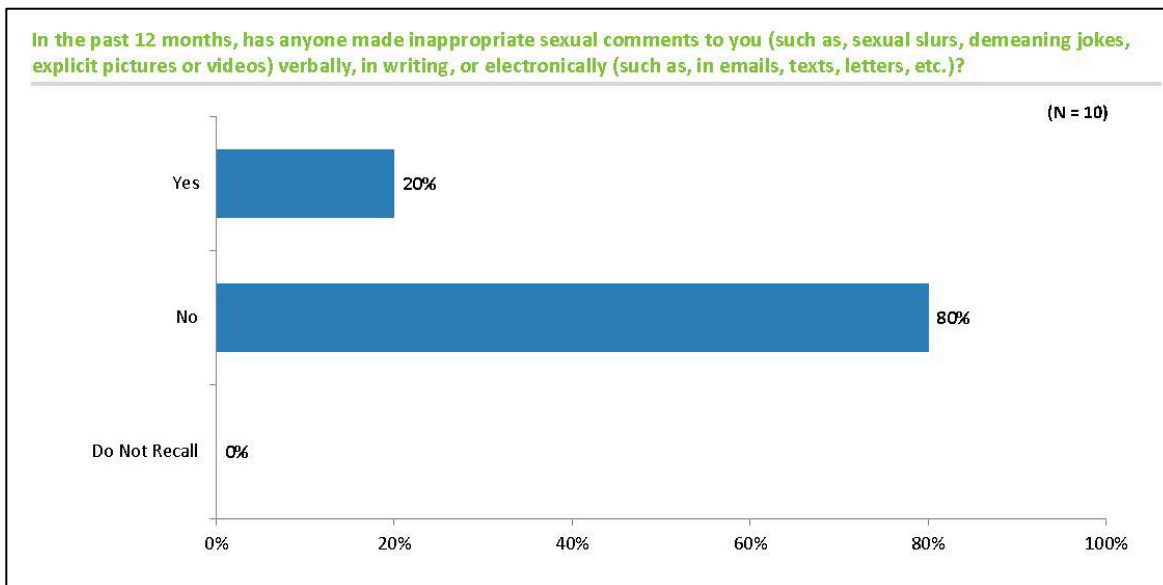


Chart 11:

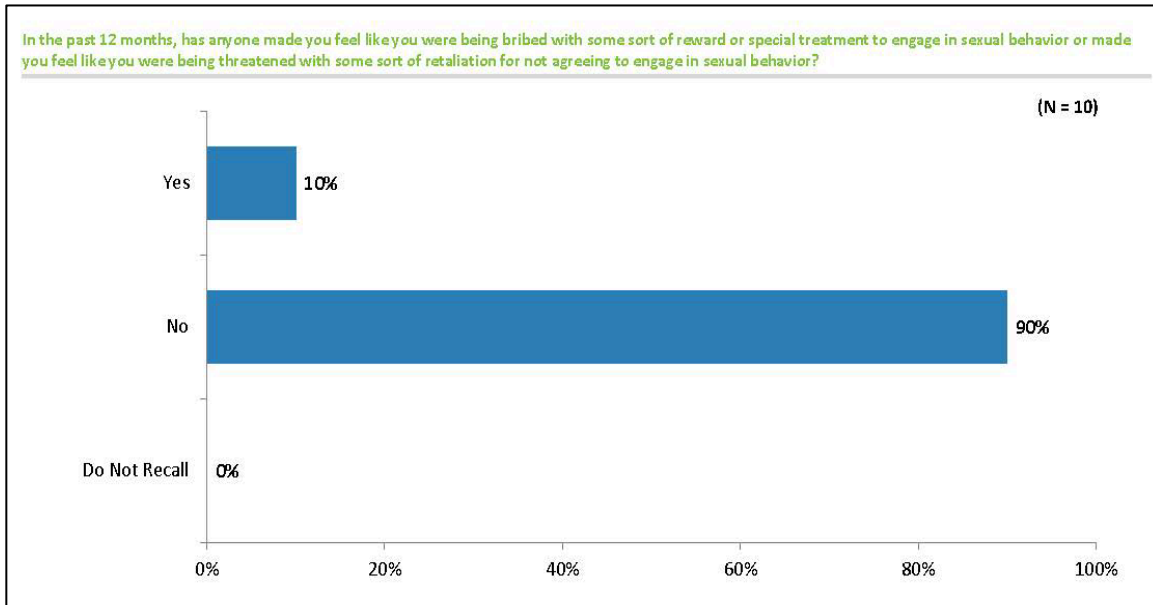


Chart 12:

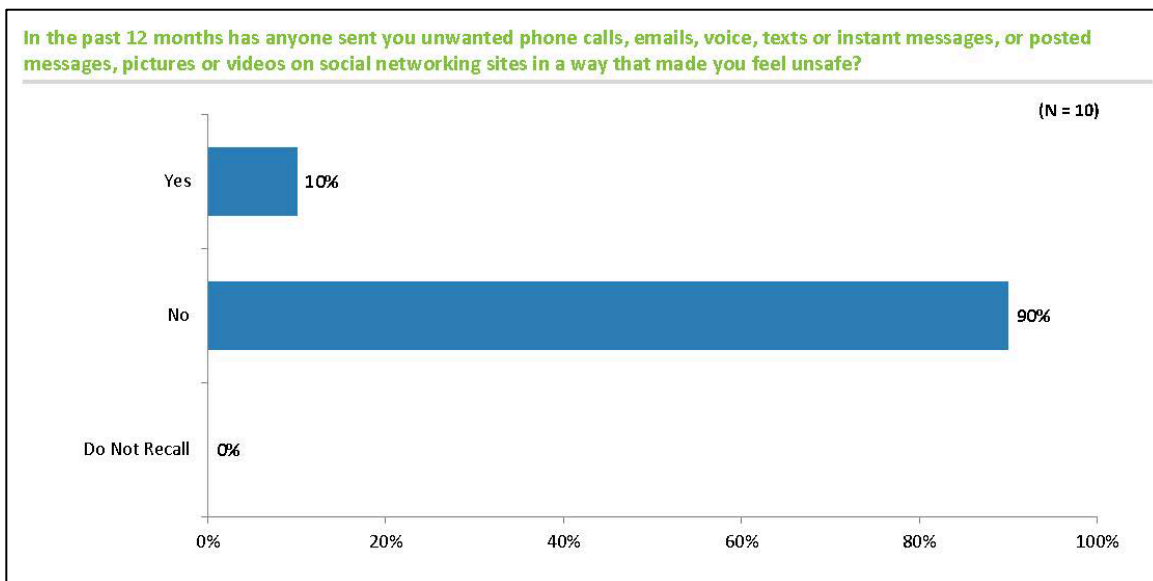


Chart 13:

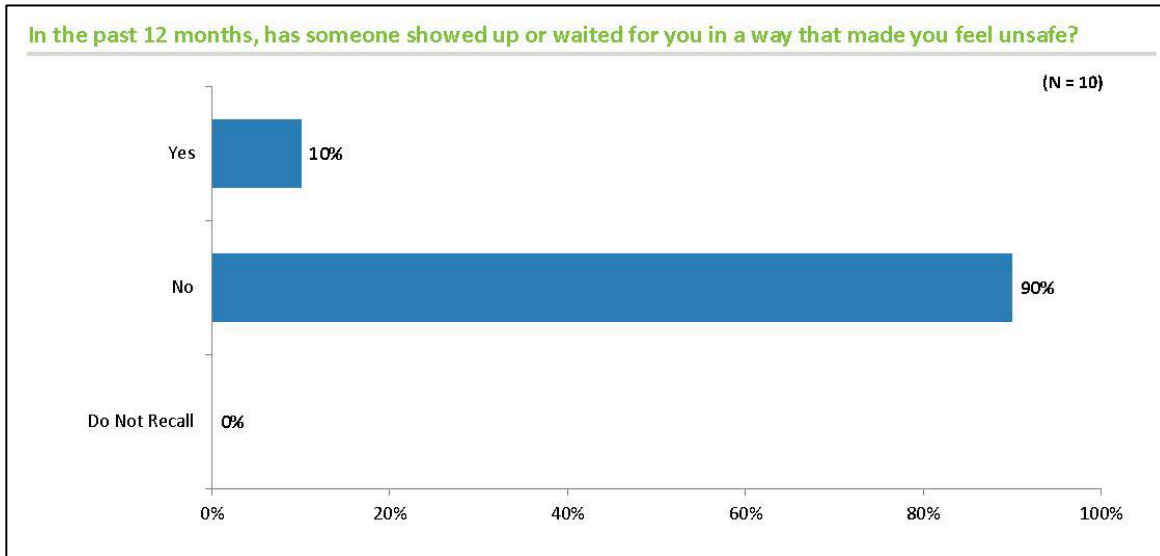


Chart 14:

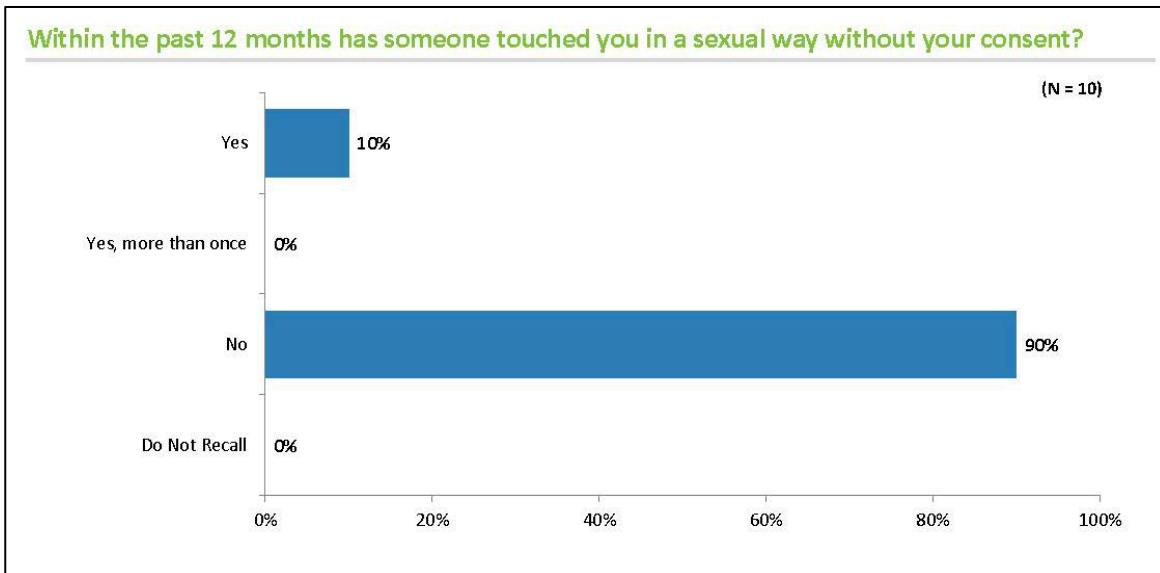


Chart 15:

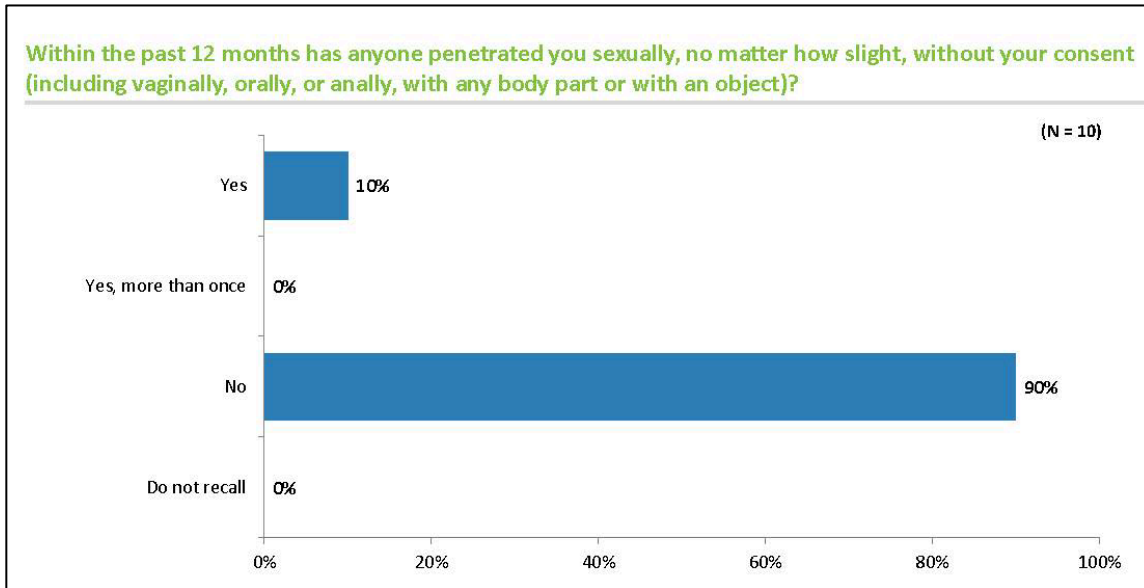


Chart 16:

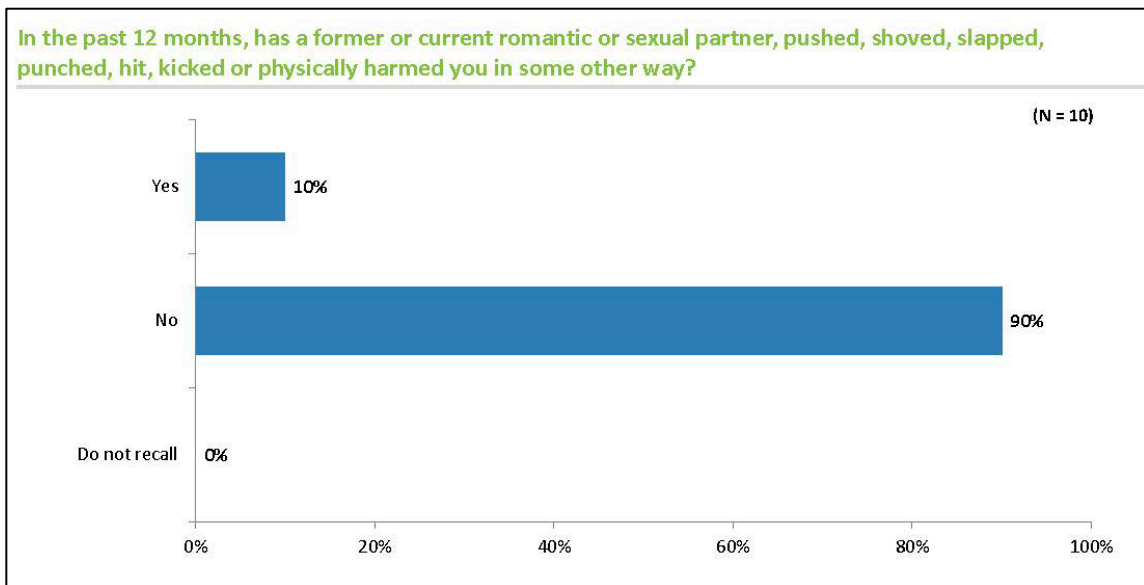


Chart 17:

